

EVALUATION AND SUSTAINABILITY PLAN

Project Outcomes (only complete once the project is finished)

1. What was the project **END DATE**, when you stopped making changes?

2. What did you **LEARN** (e.g., what were some unexpected outcomes or lessons learned from your change efforts)?

3. What was the **FINANCIAL IMPACT** of this change project? (e.g. Increased revenue? Reduced costs? Increased staff retention?)

Sustainability Plan (only complete if you are sustaining the changes)

A. Who is the **SUSTAIN LEADER**?

B. What **CHANGES** do you want **TO SUSTAIN**?

C. What **SUSTAIN STEPS** are being taken to ensure that the changes stay in place and that it is not possible to revert back to the old way of doing things?

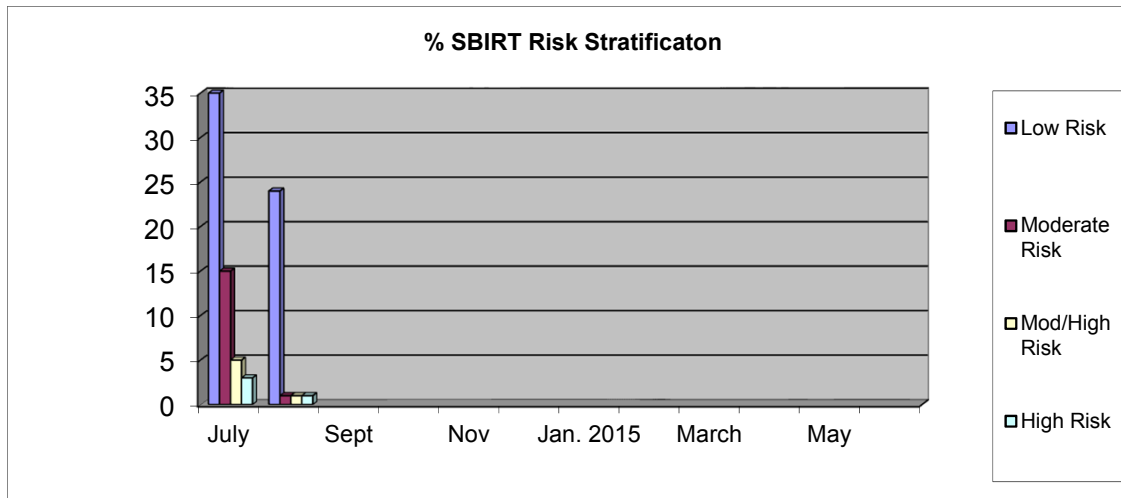
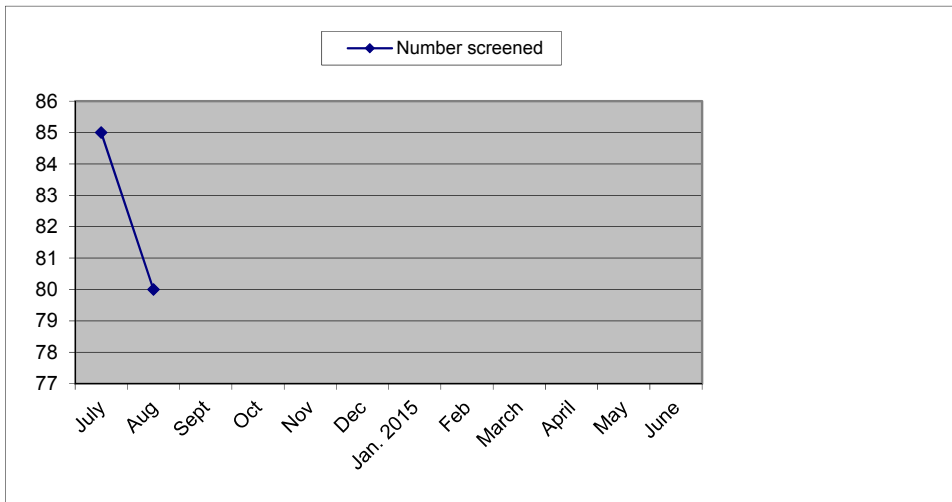
D. What is the **TARGET SUSTAIN MEASURE**, i.e. the point at which the Change Team would intervene to get the project back on track?

E. What system is in place to effectively **MONITOR** the **SUSTAIN MEASURE**?

Additional Notes:

Patient Volume & Population Risk Stratification

	Number screened	Standard Screening tool	Low Risk	Moderate Risk	Mod/High Risk	High Risk
July	85	27	35	15	5	3
Aug	80	30	24	1	1	1
Sept						
Oct						
Nov						
Dec						
Jan. 2015						
Feb						
March						
April						
May						
June						
totals	165	57	59	16	6	4
Percent			35.76%	9.70%	3.64%	2.42%



Brief Intervention (BI) & Therapy (BT) Show Rate

Definitions Denominator: # pts. screened at Moderate Risk

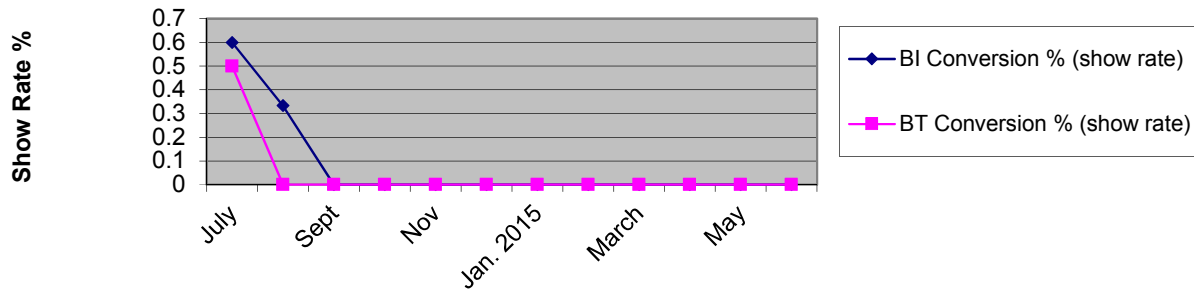
Numerator: # pts. received Brief Intervention

Denominator: # of pts. screened at Moderate/High Risk

Numerator: # pts. referred to Brief Therapy who attended 1'st session

Month	Moderate Risk	BI Session	BI Conversion % (show rate)	Moderate/ High Risk	Attended 1'st BT Session	BT Conversion % (show rate)
July	10	6	60.00%	8	4	50.00%
Aug	15	5	33.33%			
Sept						
Oct						
Nov						
Dec						
Jan. 2015						
Feb						
March						
April						
May						
June						
totals	25	11		8	4	

Brief Intervention and Brief Therapy Conversion Ratio



Treatment Referrals Conversion Ratio

Definition

Denominator: # of High Risk Pts. (via Standard screening tool)

Numerator: # of high risk pts. referred to speacilty SA tx. who made the first tx. apt.

Month	High Risk	Referred to Speciality SA Tx	Tx Referral % (show rate)
July	10	6	0.6
Aug	15	5	0.333333333
Sept			
Oct			
Nov			
Dec			
Jan. 2015			
Feb			
March			
April			
May			
June			
totals	25	11	

